

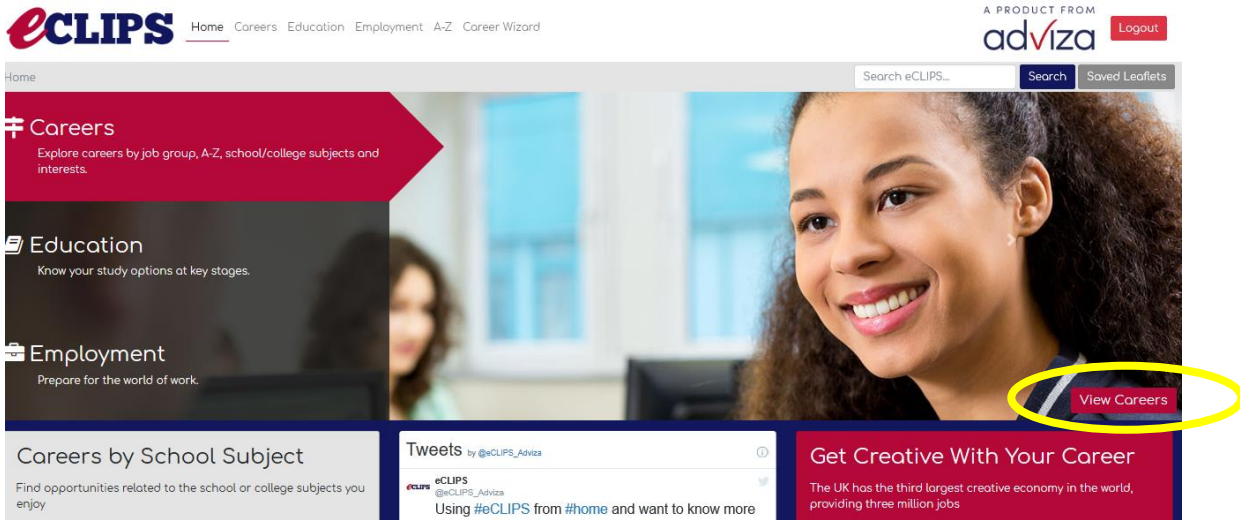


Finding your post-16 destination is definitely a marathon, not a sprint! The eCLIPS website is one online resource which gives you options to search for different types of careers, as well as giving more detailed information about jobs within different career sectors. If you are interested in careers further afield, or apprenticeships, there are some ideas below too. Try out some of the activities below to search.

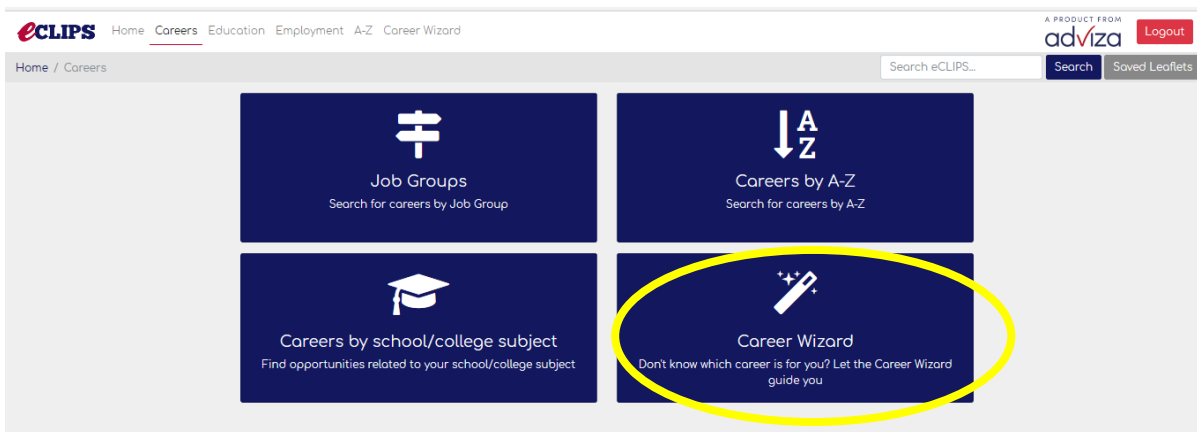
To log in to eCLIPS, the password is OX11OXF.

|  |  |   |
|--|--|---|
| <p><b>1. eCLIPS: Career search</b></p> <p>Login to <b>eCLIPS</b> (password <b>OX11OXF</b>) and search for various careers options available using the <b>Careers Wizard</b> and <b>Careers A-Z</b> functionality. More detailed instructions on how to do this are below.</p>  | <p><b>2. eCLIPS: Employability and work choices</b></p> <p>Use the <b>employability</b> and <b>work choices</b> tab on the eCLIPS website to find out what working life in various jobs might be like day-to-day. For each job you can view in-depth employment details to help you narrow your choices. More detailed instructions on how to do this below.</p> | <p><b>3. eCLIPS: Post-16 education</b></p> <p>Use the <b>education</b> tab on eCLIPS to find out about post-16 training and education choices. Research options after year 11, the funding that is available and the types of courses that are open to you. More detailed instructions below.</p>   |
| <p><b>4: Apprenticeships</b></p> <p>Try looking at some of the guidance for apprenticeships from the <b>Department for Education</b>:<br/><a href="https://www.apprenticeships.gov.uk">https://www.apprenticeships.gov.uk</a></p> <p><b>UCAS:</b><br/><a href="https://www.ucas.com/">https://www.ucas.com/</a></p> <p><b>Rate My Apprenticeship:</b><br/><a href="http://www.ratemyapprenticeship.co.uk">www.ratemyapprenticeship.co.uk</a></p> | <p><b>5. Career Pilot</b></p> <p>Try using the <b>Career Pilot</b> website to search for specific roles in the local area (or wherever you plan to be after year 11)</p> <p><a href="https://www.careerpilot.org.uk/">https://www.careerpilot.org.uk/</a></p>  | <p><b>6. Contact St-Birinus</b></p> <p>You can contact Miss Nutley (<a href="mailto:snutley@st-birinus.oxon.sch.uk">snutley@st-birinus.oxon.sch.uk</a>) if you would like any additional support with post-16 choices. Also check out the St Birinus website for a whole host of other resources.</p> <p><a href="http://www.st-birinus-school.org.uk/">http://www.st-birinus-school.org.uk/</a></p> <p>(More details of which sections to look at below)</p> |

## 1. eCLIPS: Careers search



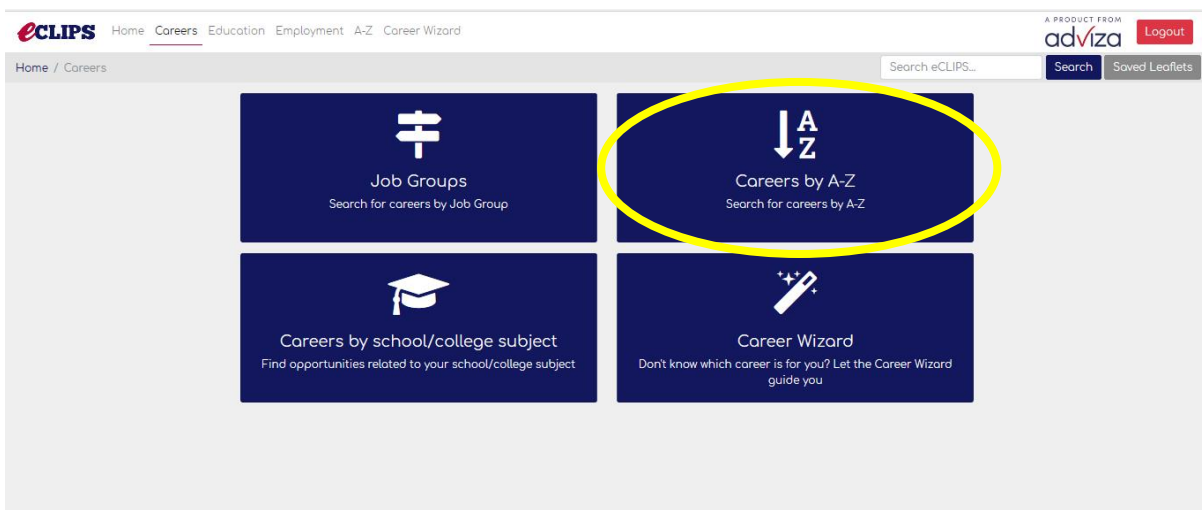
To find the wizard, click on 'View Careers' (circled in yellow above). Then click on 'Careers Wizard' (circled in yellow below).



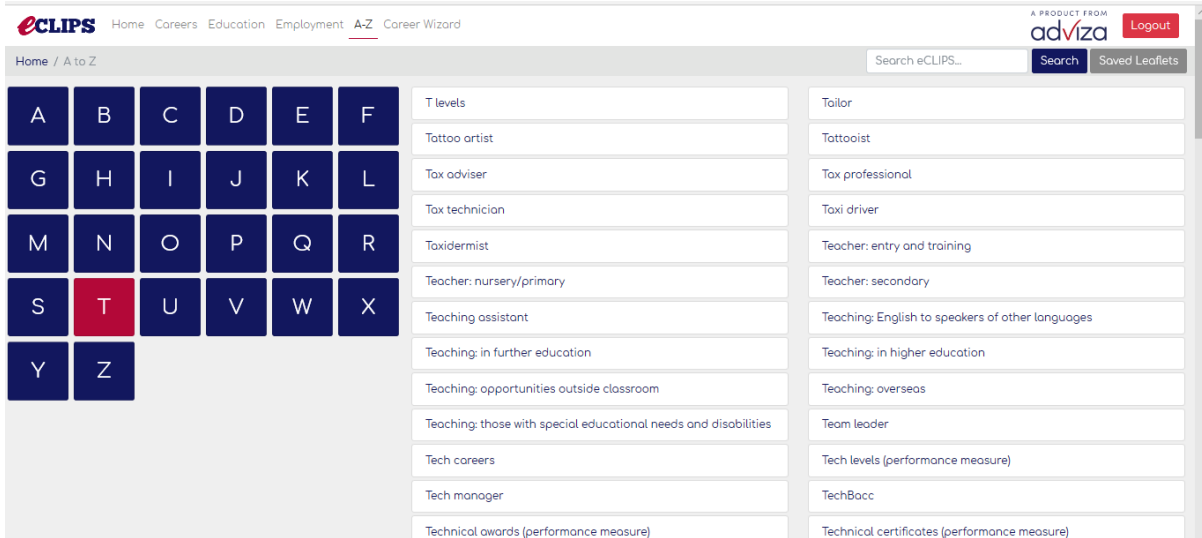
You can now use the wizard to find careers/jobs you might be interested.

Using either your own ideas, or ideas from the careers wizard, you can now research what these jobs might be like.

You can access the 'Careers A-Z' by clicking on the link (circled below in yellow)

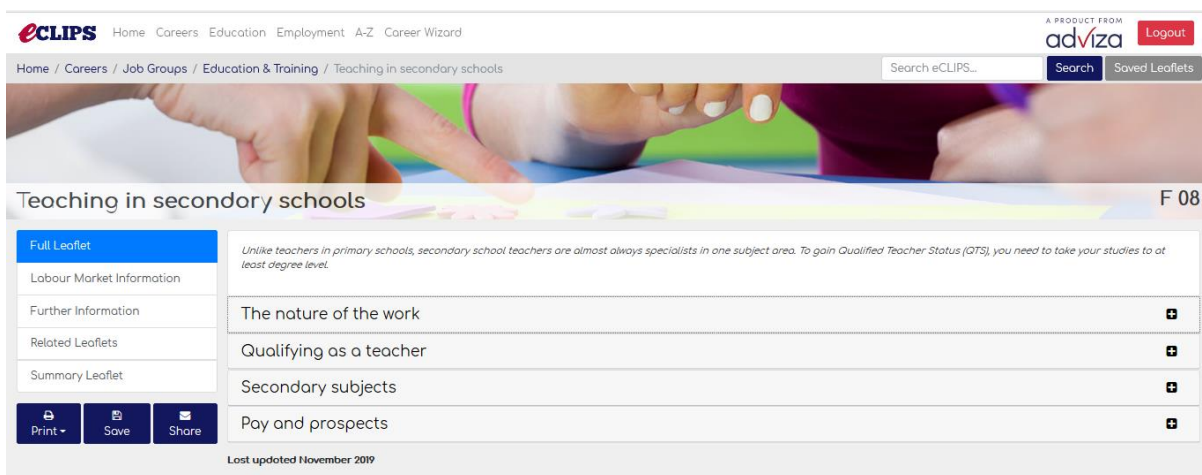


Using the link, you can then search for jobs – click on a letter to find your job – you might find some new ideas too – for example, I have clicked ‘T’ for teacher – but there are lots of other jobs beginning with T too!



The screenshot shows the eCLIPS Career Wizard interface. On the left, there is a grid of letters from A to Z. The letter 'T' is highlighted in red. On the right, there is a list of jobs starting with 'T', including: T levels, Tailor, Tattoo artist, Tattooist, Tax adviser, Tax professional, Tax technician, Taxi driver, Taxidermist, Teacher: entry and training, Teacher: nursery/primary, Teacher: secondary, Teaching assistant, Teaching: English to speakers of other languages, Teaching: in further education, Teaching: in higher education, Teaching: opportunities outside classroom, Teaching: overseas, Teaching: those with special educational needs and disabilities, Team leader, Tech careers, Tech levels (performance measure), Tech manager, TechBacc, and Technical awards (performance measure), Technical certificates (performance measure).

Once you click on a job, you will see lots of different links for you to click on and research (see example below).



The screenshot shows the eCLIPS Career Wizard interface for the job 'Teaching in secondary schools'. The page includes a navigation menu, a search bar, and a list of links for further research: Full Leaflet, Labour Market Information, Further Information, Related Leaflets, Summary Leaflet, The nature of the work, Qualifying as a teacher, Secondary subjects, and Pay and prospects. There are also icons for Print, Save, and Share. The page is last updated November 2019.

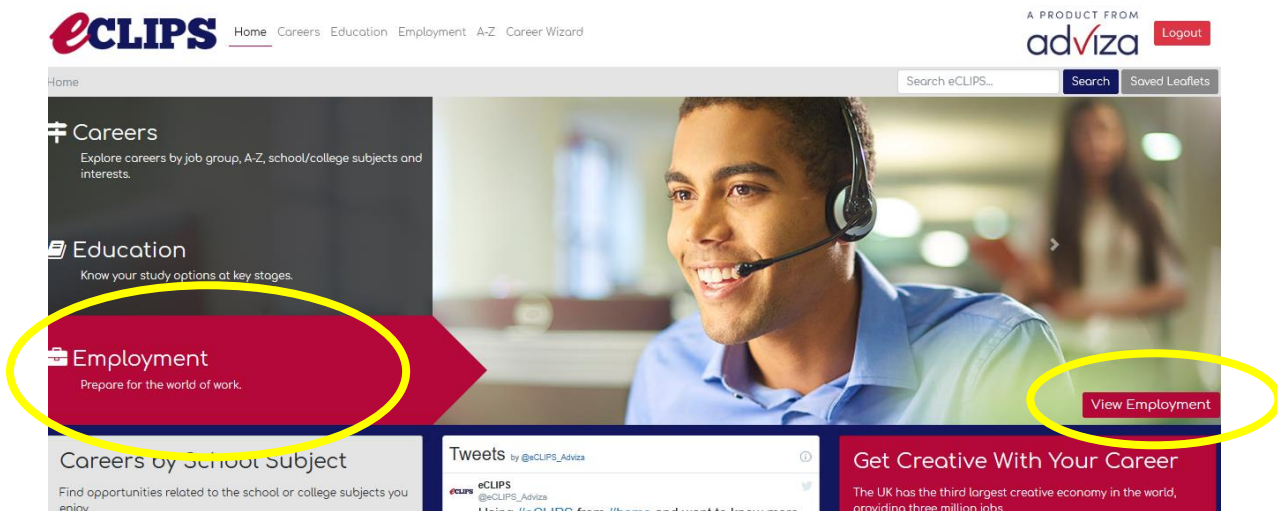
Try answering the following questions from your research:

- 1). What characteristics do you need?
- 2). Do you think your personality might suit this job?
- 3). What qualifications do you need to have?
- 4). What is the pay and working life like?
- 5). What do you think would be your favourite part of this job?
- 6). What do you think might be the most challenging part of this job?

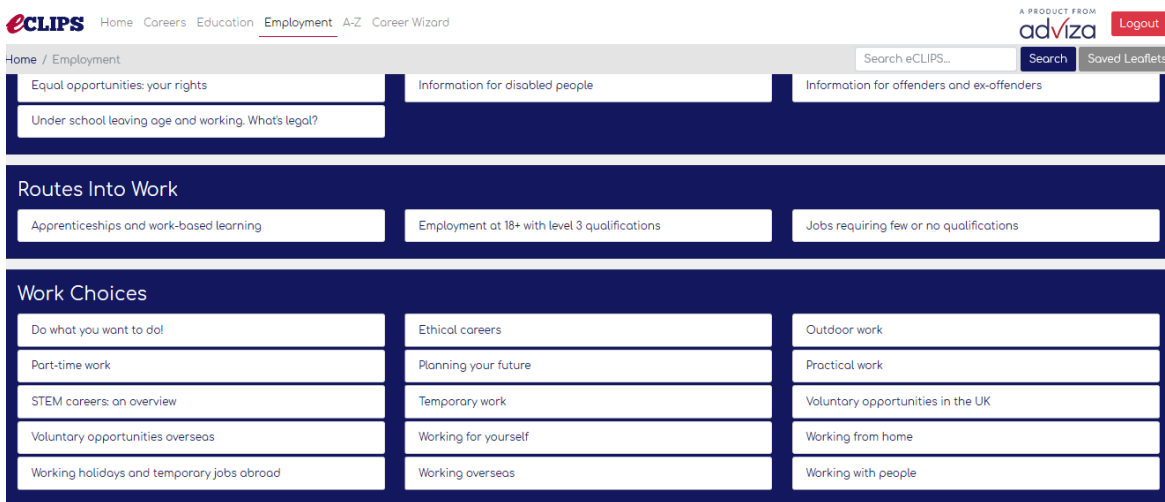
You could always search for 2 or 3 different jobs and then you can compare different careers.

## 2. eCLIPS: Employability and work choices

From the home screen, make sure Employment is highlighted (circled in large yellow circle above) and then click on 'View Employment' (circled in small yellow circle above).



Scroll down to 'Work Choices'. These sections tell you about all the different types of scenarios that you might find yourself working in – including a working from home section (very relevant for now!). Choose 2 or 3 different work choices to compare them.

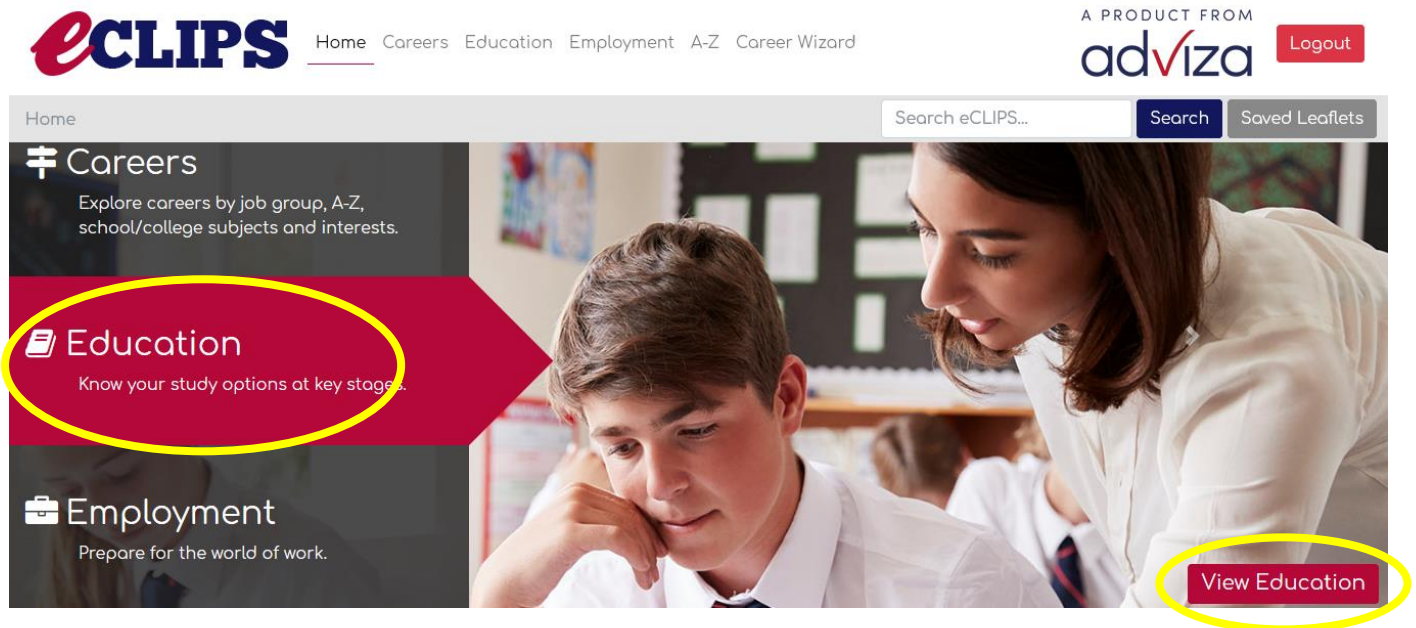


Try answering the following questions:

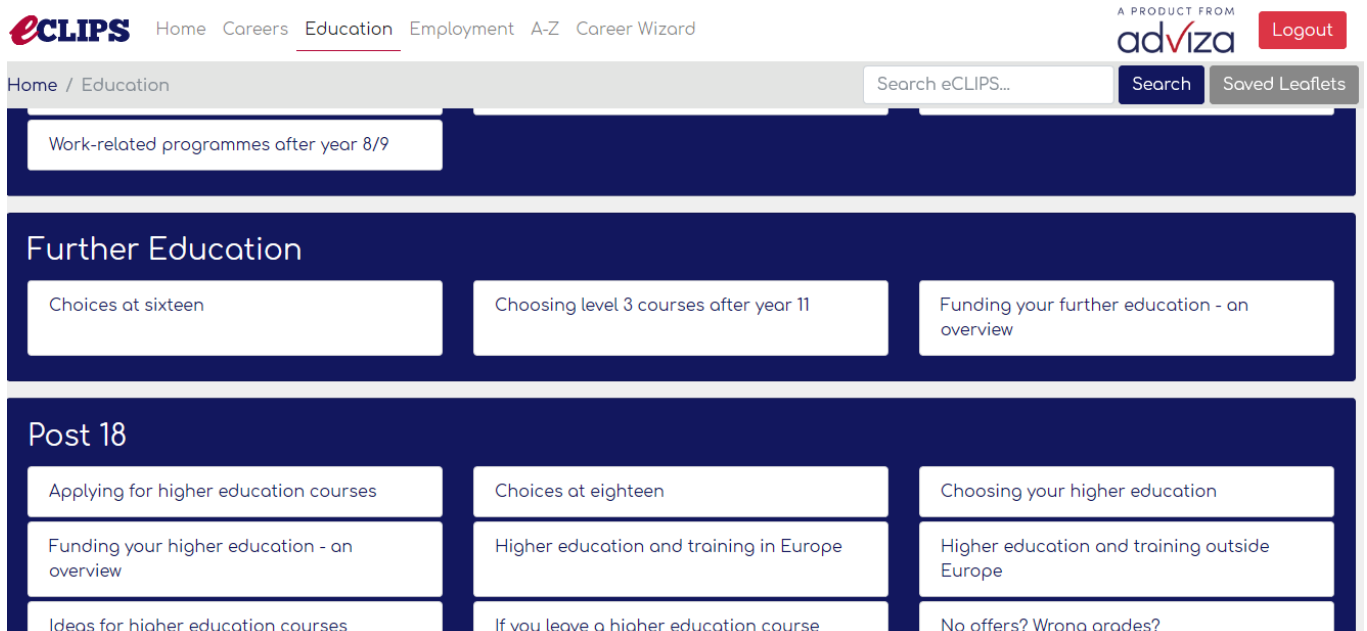
- 1). What are the advantages (good things) about this type of work?
- 2). What could be the disadvantages (bad things) about this type of work?
- 3). Would this type of work be suitable for you and the job you want to do? Why/why not?

You could then discuss this with the people in your house – what are their opinions? What types of work have they experienced? This might be a great discussion/debate to have!

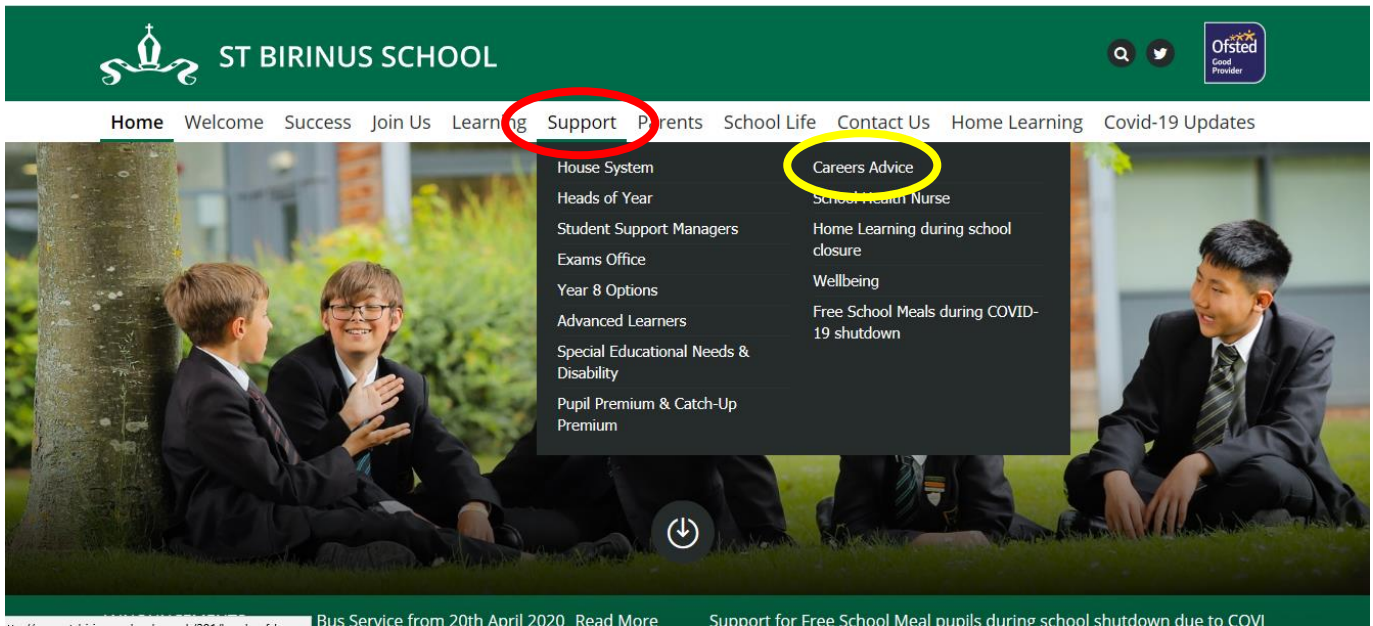
### 3. eCLIPS: Post-16 education



From the home screen, make sure that Education is highlighted and then click 'View education'. There are lots of different sections to look through, but the most relevant for you in your year 11 journey is likely to be the 'Further Education' section, as shown below.



## 6. Contact St Birinus

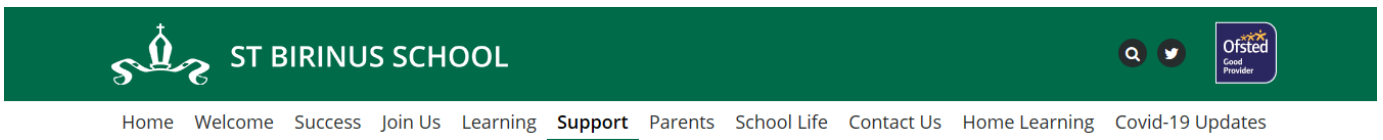


The screenshot shows the website's navigation menu. The 'Support' link is circled in red, and the 'Careers Advice' sub-link is circled in yellow. The background image shows students sitting on the grass.

- Home
- Welcome
- Success
- Join Us
- Learning
- Support**
  - House System
  - Heads of Year
  - Student Support Managers
  - Exams Office
  - Year 8 Options
  - Advanced Learners
  - Special Educational Needs & Disability
  - Pupil Premium & Catch-Up Premium
  - Careers Advice**
  - School Health Nurse
  - Home Learning during school closure
  - Wellbeing
  - Free School Meals during COVID-19 shutdown
- Parents
- School Life
- Contact Us
- Home Learning
- Covid-19 Updates

Bus Service from 20th April 2020 - Read More

Support for Free School Meal pupils during school shutdown due to COVID-19



The screenshot shows the website's header with the navigation menu. The 'Support' link is highlighted with a blue underline.

- Home
- Welcome
- Success
- Join Us
- Learning
- Support**
- Parents
- School Life
- Contact Us
- Home Learning
- Covid-19 Updates

Home / Support / Careers Advice

## Support

- House System
- Heads of Year
- Student Support Managers
- Exams Office
- Year 8 Options
- Advanced Learners
- Special Educational Needs & Disability
- Pupil Premium & Catch-Up Premium

## Careers Advice

### Information and Guidance at SBS

The Careers Lead at St Birinus School is Stacey Nutley, [snutley@st-birinus.oxon.sch.uk](mailto:snutley@st-birinus.oxon.sch.uk)

SBS also employs the services of a **Careers Adviser, from Adviza, Angela Walker**. Angela has an **office in the Technology Block** and is in school every **Monday and Tuesday**. On Tuesday lunchtimes, Angela runs a Drop-In session to which students from all years are welcome. Angela provides impartial careers information, advice and guidance.

Contact Angela to make an appointment via Mob: [07827 947326](tel:07827947326) or Email: [angelawalker@adviza.org.uk](mailto:angelawalker@adviza.org.uk)

### Useful Websites

**Unifra:** <https://www.unifra.org/>